



# TREE LEAVES TO SPOT




SILVER BIRCH




SYCAMORE




ENGLISH OAK



ASH



HORSE CHESTNUT



HOLLY

Which of these leaves stay on the tree all Winter?

Answer: The Holly leaf.  
Holly trees are 'evergreen'.